



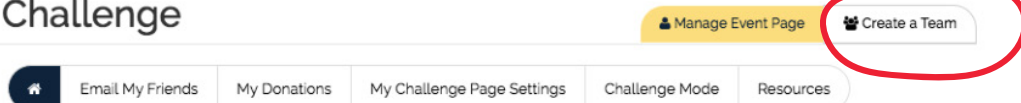
Teams 'How To'

Making or joining a team is the best way to fundraise as a group while still letting people donate to you individually. It's also super easy to do!

How to make a team

-Login as yourself on the site

5 Day Challenge



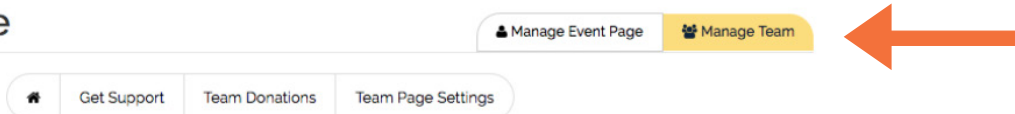
Welcome to your dashboard!

- On your fundraising dashboard click 'create a team'
- Fill out the form and you're done! If you're creating a team for your school make sure that you use your school's full name.

How to invite people to your team

Make sure you're logged in and from your fundraising dashboard select 'manage team'

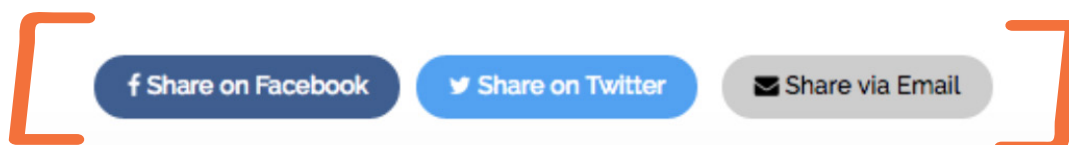
5 Day Challenge



Scroll down and either send the link to people or use the Facebook, Twitter or email buttons to share it more easily!

Invite Members to join your Team

Send out links to join your team fundraising page using the link below.



To make a team public (so anyone can join without an invite link) go to 'Manage Team':

5 Day Challenge

Manage Event Page Manage Team

Get Support Team Donations Team Page Settings

Scroll down, and make sure you've got the box checked 'Allow anyone to join my team'

UPDATE YOUR TEAM FUNDRAISING PAGE

Personalise your team fundraising page to share with friends and family

Your Team Page URL

Karbashian Kweens

P.S If you change your team page URL any links you've previously sent may not work.

Team Fundraising target

1000

Make Public

Allow anyone to join my team

How to join a team

Either simply follow the link that your friend has sent you for a team...

...Or scroll to the bottom of the site and search for the team that you want to join!

Blog

FAQs

Contact Us

Join a Team

Our Partners

The Breakdown

Follow Us

Find a friend

Oaktree

To be able to join a team using the search function the team will need to be turned

